

FATH

eTRIKE Platform Scooter USER'S GUIDE



CONTENT:

Introductory notes2
 Scope of delivery.....3
 Intended use3
 Safety instructions.....3
 Safety in traffic.....4
 Load capacity.....4
 Damaged or worn parts.....4
 Checking scope of delivered goods4
 Adjusting the scooter4
 Seat.....4
 Handlebar position.....4
 Operation.....5
 Brakes/hydraulic and electrical with regenerative braking.....5
 Function display and light5
 Parking brake and parking position.....6
 Handlebar basket.....6
 Electronics, general6
 Recharging the battery.....6
 To charge the battery:.....6
 Cleaning.....6
 Inspection6
 Brakes.....6
 Repair and maintenance instructions7
 Disposal.....7
 Transfer/sale to a new owner7
 Guarantee/Warranty7
 Caution!.....7
 Model designation/Chassis number (VIN)8
 Technical data.....8
 EC declaration of conformity according to machinery directive 2006/42/EC, ANNEX II 1.A..... 10

Manufacturer: FATH GmbH
 Gewerbepark Hügelmühle 31
 D-91174 Spalt

Tel.: +49 9175 7909-0
 Fax.: +49 9175 7909-29
 email: info.de@fath24.com
 web: www.fath24.com

Revision index	Date modified	Reason for modification	Modified by
	July 22, 2024	Adjustment of dimensions, manufacturer	KH
	March 9, 2021	Adjustment of total weight page 4 + standards conf.	CB
	February 17, 2021	Total weight adjustment	JT
	July 19, 2018	First edition	CB

INTRODUCTORY NOTES

These instructions for use provide you with important and necessary information about using the eTRIKE Platform Scooter. Please read these instructions carefully before using the eTRIKE Platform Scooter. Always follow the instructions in this manual. All safety and usage aspects of these instructions for use must be explained to people with diminished mental capacity or physical disabilities by a responsible supervisor, otherwise they are not permitted to use the eTRIKE Platform Scooter. Persons under the age of 15 may not use the eTRIKE Platform Scooter! The speed and driving characteristics must be adapted to the ambient conditions. Driving on public roads and in areas subject to road traffic regulations is only permitted with appropriate insurance coverage.

SCOPE OF DELIVERY

- eTRIKE Platform Scooter (with example packaging)
- Operating instructions in the form of a QR code displayed on the scooter
- Charger (accessory)
- Batteries (fixed installation)

INTENDED USE

The eTRIKE Platform Scooter is designed for normal use on a flat, solid surface. Follow the safety instructions described in these operating instructions exactly. The applicable local traffic regulations must also always be observed. Any other use, including any damage that may result from it, is not the responsibility of the manufacturer. The eTRIKE Platform Scooter is suitable for the internal transport of goods and a person (driver). Its compact dimensions allow it to enter both standard doors as well as passenger elevators.

SAFETY INSTRUCTIONS

Important: Read the safety instructions before using the eTRIKE Platform Scooter!

- The eTRIKE Platform Scooter is suitable for transporting one person plus transport containers; material and transport containers must be secured against slipping.
- Only use original parts and accessories from FATH GmbH.
- Test the reverse and forward gear functions of the electric motor. Always be careful when switching on the electric motor and do not be surprised by the sudden reaction of the electric motor. Be careful not to inadvertently switch on the reverse gear function of the electric motor.
- Make sure that the eTRIKE Platform Scooter is in good condition before each use. Before every journey, check that the brakes and lights work correctly and make sure that there is enough air (recommended: 2.5 to 3 bar) in the tires.
- Check regularly that the wheels, handlebars and seat are secure and that all screw connections are tight.
- Make sure that fingers and limbs do not get trapped by steering movements and obstacles while driving.
- Always wear tight legwear.
- Pay attention to protruding solid or loose parts on, in and around the eTRIKE Platform Scooter, as these can cause damage to the surroundings and the eTRIKE Platform Scooter.
- Use the parking brake when parking (and leaving) the eTRIKE Platform Scooter. Also, lock the drive wheel with the parking brake when getting on and off so that it cannot move.
- When parking the eTRIKE Platform Scooter, always leave it switched off and remove the key if you leave it unattended to prevent unauthorized use and/or theft.
- Do not use high-pressure or steam cleaners for cleaning.
- Do not expose the eTRIKE Platform Scooter to prolonged direct sunlight: parts may become hot and cause skin irritation and minor burns.
- Only use the eTRIKE Platform Scooter on a firm and level surface. Soft, slippery or uneven surfaces increase the risk of potentially dangerous situations.
- Drive carefully on slippery, wet or snow-covered roads.
- Ensure that the vehicle does not tip over when driving uphill/downhill or at excessive speed.
- Avoid slopes/inclines greater than 15°. Driving along such stretches (forwards or backwards) can be dangerous.
- Assume that the braking distance on an incline and with increased load may be longer compared to a horizontal surface.
- Make sure that dangerous speeds do not develop when driving downhill. Brake in good time.
- Drive carefully alongside curbs. Uneven ground increases the risk of tipping.
- To avoid tipping, only turn at an appropriate speed.
- The maximum drive-over height of a raised or lowered threshold is 10 cm.
- When transporting the eTRIKE Platform Scooter in a motor vehicle, you must always take a fixed seat. eTRIKE Platform Scooters must not be supported by a seat in a motor vehicle, even if the eTRIKE Platform Scooter is secured with a transport restraint.

SAFETY IN TRAFFIC

- If you are under the influence of substances that may affect your ability to drive, you must not ride an eTRIKE Platform Scooter.
- To drive an eTRIKE Platform Scooter, you must meet the physical requirements necessary to drive vehicles.
- Observe the applicable traffic regulations.
- Make sure that you are visible to other road users at all times, e.g. by wearing a high-visibility vest.
- Stop and switch off the electrical system if you use your mobile phone.
- You must be at least 15 years old and have received instruction to ride an eTRIKE Platform Scooter.

LOAD CAPACITY

- The permissible gross vehicle weight must not be exceeded (350 kg). See information in the technical data table on page 7. This weight includes the entire load, the driver, the load within the basket, and the load on the transport surface.
- Ensure that the basket load is not exceeded (maximum 4 kg).
- Please note that a basket packed with luggage can have a considerable effect on handling. Luggage that is restrictive to riding the eTRIKE Platform Scooter must not be transported on the handlebars.
- The transportation of persons in addition to the driver is not permitted.
- The eTRIKE Platform Scooter can handle gradients of up to 5 % while fully utilizing the permissible total weight of 350 kg.

DAMAGED OR WORN PARTS

The replacement or repair of damaged or worn parts (frame, fork, lighting, brakes, drive) must always be carried out by specialist personnel of FATH GmbH. Otherwise, the warranty and guarantee claims will be void and you will be liable for any damage that may occur! Always replace safety-relevant parts with new parts!

CHECKING SCOPE OF DELIVERED GOODS

Please check the scope of goods delivered immediately upon receipt. In the event of damaged or incomplete deliveries, please contact FATH GmbH immediately.

ADJUSTING THE SCOOTER

Before using the eTRIKE Platform Scooter, it should be adjusted to accommodate the driver's physical size. This is extremely important, especially for the seat and handlebars. If an optimum setting for the driver is not possible as described in the instructions, please contact FATH GmbH to find a suitable solution. The brakes are correctly adjusted as standard and may only be checked and adjusted by FATH GmbH specialist personnel during maintenance work.

SEAT

You adjust the seat correctly by sitting on the eTRIKE Platform Scooter and checking the arm length to the handlebars. Observe the steering angle. The seat position can be adjusted with 4 screws under the seat. The seating position should be relaxed.

HANDLEBAR POSITION

The handlebar position can be changed and customized by loosening the handlebar clamps. Please ensure that the handlebar clamps are firmly clamped again after alignment. The clamping must be carried out on the ribbed area.

OPERATION

To be able to drive the eTRIKE Platform Scooter, you must first fully charge the battery.

We recommend that the first driving experience be gained at low speed, with and without loaded containers, in a real-life operating environment.

The selected speed should be appropriate and enable the vehicle to be stopped in good time in hazardous situations. The eTRIKE Platform Scooter can tip over and cause injuries if driven too fast when cornering and banking.



BRAKES/HYDRAULIC AND ELECTRICAL WITH REGENERATIVE BRAKING

The existing handbrake must be used to bring the vehicle to a standstill. The parking brake must be used to prevent the eTRIKE Platform Scooter from rolling away when parked. As the brake is operated hydraulically, check for leaks and check the oil level. Before the hydraulic brake takes effect, light braking is performed electronically and energy is returned to the batteries.



FUNCTION DISPLAY AND LIGHT

The function display is key-operated and has the following switching options.

- 1 - Off
- 2 - Electric motor on

The front and rear lights are activated directly on the device and can be charged via the USB port. The function display shows the charge level of the battery.



PARKING BRAKE AND PARKING POSITION

It is necessary to check the eTRIKE Platform Scooter's hydraulic handbrake for proper operation before beginning each journey. The park position is engaged and released by actuating the catch.



HANDLEBAR BASKET

The eTRIKE Platform Scooter is equipped with a handlebar basket. Hang the handlebar basket on the handlebar. Ensure that the permitted basket load is not exceeded (maximum 4 kg). Please note that a basket packed with luggage can have a considerable effect on handling.

ELECTRONICS, GENERAL

You can check the battery charge level on the function indicator on the handlebars. If the display is low, the battery must be charged before driving. If you do not use the electric motor for more than a few days, the battery should be recharged (trickle charge). If you switch off the unit, switch off the electronics. Protect the electronics and batteries from water ingress and extreme frost.

RECHARGING THE BATTERY

For optimal battery condition and capacity, we recommend charging the battery at room temperature. For safety reasons, the legal distance must be maintained when loading industrial trucks.

TO CHARGE THE BATTERY:

1. Open the charging plug cover.
2. Connect the supplied charger cable.
3. Then plug the charger into the socket.
4. Remove the key from the eTRIKE Platform Scooter to prevent use during charging.
5. Depending on the condition of the battery, the charging time is approximately 4 to 5 hours.
6. When the green LED lights up, the battery is fully charged.
7. Once the battery is charged, unplug the power cord from the wall outlet.
8. Then remove the battery charging plug from the eTRIKE Platform Scooter and close the cover.

CLEANING

The frame of the eTRIKE Platform Scooter can be wiped with a damp cloth. For heavier soiling, you can use a mild detergent. The wheels can be cleaned with a damp brush with plastic bristles (not a steel brush!). The seat and handles can be cleaned with gentle soap and water. Do not use a high-pressure cleaner or steam cleaner!

INSPECTION

The eTRIKE Platform Scooter must be inspected after 200 operating hours or after a period of 3 months. Check the brakes, lighting and all screw connections. Also check the tire tread depth. This must be at least 1 mm. Worn tires or any defective parts must be replaced. Also check the function of the parking brake. If the parking brake is firmly applied, the vehicle must not drive away with the driver seated on it. You can download an implementation checklist.

BRAKES

The hydraulic disc brake ensures safe braking thanks to its even force distribution. The brake pads should be checked every 3 months to ensure that they are at least 1 mm thick. Hydraulic disc brakes are essentially maintenance-free. However, if the closed oil system leaks or if the pressure point of the brake is lost, it is

necessary to service the disk brake. You can send the eTRIKE Platform Scooter to Fath GmbH for this purpose. Customer maintenance is not envisaged, because errors can be made relating to oil and settings.

REPAIR AND MAINTENANCE INSTRUCTIONS

It is recommended that the eTRIKE Platform Scooter be subjected to an annual accident prevention inspection by FATH GmbH.

In the event of malfunctions or defects, the eTRIKE Platform Scooter must be sent immediately to FATH GmbH for repair. The replacement of safety-relevant parts (in particular frame, brakes, lighting, handlebars, front fork and drive) must be carried out by FATH GmbH.

If you wish to replace parts yourself, you are responsible for any damage or injury caused by incorrectly installed spare parts. Only use original spare parts, which can be obtained directly from FATH GmbH.

When the service life of the batteries is exhausted and the range is considerably reduced, you can pack the vehicle on a pallet for safe transportation and send it to FATH GmbH for battery replacement. Replacement of the batteries by the customer is not planned, as electronic expertise is required. After replacing the batteries, the batteries must first be fully charged again.

DISPOSAL

If you wish to dispose of your eTRIKE Platform Scooter, please contact your dealer or your local waste disposal company.

Then the vehicle will be disposed of in accordance with the regulations applicable in your place of residence. The batteries are returned to FATH GmbH.

TRANSFER/SALE TO A NEW OWNER

If you transfer your eTRIKE Platform Scooter to a new owner, it is important that you give them all the necessary technical documentation so that the new owner can use the vehicle safely.

GUARANTEE/WARRANTY

Warranty covers all defects in the product that can be proven to be due to defects in materials or workmanship. The general terms and conditions of delivery of FATH GmbH apply:

https://www.fath24.com/hubfs/4890724/Downloads/Documents%20and%20Certifications/Allgemeine-Lieferbedingungen_DE.pdf

The warranty for the batteries is 6 months.

CAUTION!

Failure to observe the operating instructions and improperly performed maintenance work and, in particular, making technical modifications or alterations (attachments) without the written consent of FATH GmbH will invalidate both the warranty and product liability in general.

MODEL DESIGNATION/CHASSIS NUMBER (VIN)



TECHNICAL DATA

MOTOR:

- 48 volts 1000 Watt
- max. 195 rpm
- Rated current: 20 A
- Rated torque: 19.7 Nm

BATTERY:

- PLS 135: 12 volt 25 Ah lead gel, 4 units
- PLS 175: 12 volt 38 Ah lead gel, 4 units

FUSES:

- 2A/80V control fuse
- 7.5A/80V fused charging socket
- 30A/80V fuse protection of drive unit

SPEED:

- 1 forward gear, max. 15 km/h
- 1 reverse gear, max. 6 km/h

CHARGING TIME:

- approx. 5 hours

RANGE:

- up to 40 km depending on load, terrain and driving style

WEIGHT:

- Empty weight PLS 135: 95 kg
- PLS 175: 135 kg
- Total weight: max. 350 kg

DIMENSIONS:

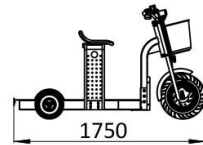
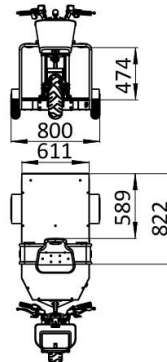
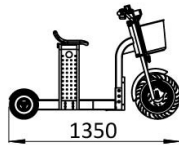
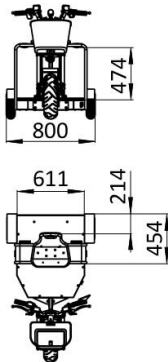
- Length:
 - PLS 135 max. 1350 mm
 - PLS 175 max. 1750 mm
- Width: max. 800 mm
- Height: approx. 1000 mm
- Wheelbase:
 - PLS 135: 1013 mm
 - PLS 175: 1548 mm

CONDITION ON DELIVERY:

- on pallet
- function tested
- Wheels, seat bracket and front fork must be checked for tightness
- Battery must be fully charged using trickle charge mode
- or by agreement

eTRIKE Platform Scooter PLS 135 item no. 1200000144

eTRIKE Platform Scooter PLS 175 item no. 1200000145



Technical data subject to change without notice.

EC DECLARATION OF CONFORMITY ACCORDING TO MACHINERY DIRECTIVE 2006/42/EC, ANNEX II 1.A

Product Manufacturer FATH GmbH Gewerbepark
 Hügelmühle 31
 D-91174 Spalt

hereby declares that the following product

Product description *eTRIKE Platform Scooter*
Types: eTRIKE Platform Scooter PLS 135 / item no. 1200000144
 eTRIKE Platform Scooter PLS 175 / item no. 1200000145

Serial Number:

complies with the provisions of the above-mentioned Directive – including its amendments in force at the date of the declaration.


The following harmonized standards have been applied:

EN ISO 12100:2010	Safety of machinery – General principles for design, risk assessment and risk reduction
DIN EN 60204-1:2019-06; VDE 0113-1:2019-06	Safety of machinery – Electrical equipment of machines – Part 1: General Requirements

The technical documentation for this machine has been prepared in accordance with Annex VII Part A. The manufacturer undertakes to make these technical documents available in electronic form to national authorities on request.

The person authorized to compile the technical documentation is: Mr. Mirko Jan Fath

Spalt, August 5, 2024



Mirko Jan Fath